



SAAR AGM
REGINA, CANADA
MARCH 13, 2020

WHO ARE WE



WHY ADHESIVE TEMPLATES:

THIS IS RELEVANT TO THE DEMANDS OF OUR INDUSTRY TODAY

- REDUCE REPAIR COST
- REDUCE ENVIRONMENTAL IMPACT

HOW TO FIND US AND REGISTER

ENSURE YOU ARE AT ADHESIVETEMPLATES.CA

CLICK ON THE LOG IN OR REGISTER BOTTOM ON THE RIGHT

The screenshot shows the Adhesive Templates website interface. A red circle highlights the browser's address bar containing the URL adhesivetemplates.ca. Another red circle highlights the navigation area on the right side of the page, which includes the text "Your Cart is Empty", "Log In", "Register", and the email address info@adhesivetemplates.ca. The website header features the AT logo, the text "ADHESIVETEMPLATES", and a language selection menu with options for "English" and "Français". Below the header is a navigation menu with links for "HOME", "TEMPLATES", "SUPPLIES", "FAQ", and "CONTACT". A search bar is located to the right of the navigation menu. The main content area is divided into several sections: "FIND A TEMPLATE" with dropdown menus for "Select Year", "Select Make", and "Select Model"; "What is an Adhesive Template?" featuring a large "EMBLEM" graphic and a list of benefits; "WELCOME TO ADHESIVE TEMPLATES CANADA!" with a detailed paragraph about the company's services; "ONTARIO AND PRAIRIES" with a video player; and "FEATURED PRODUCTS" listing items like "3M Adhesion Promoter Sponges", "Adhesive Templates Trial Size Starter Kit", "Franmar/Blue Bear 280AH Auto Adhesive Remover", and "Adhesive Templates Professional Starter Kit". The footer contains the AT logo, the text "ADHESIVETEMPLATES", and the date "2020-03-02".

GETTING REGISTERED

Customer Registration

adhesivetemplates.ca/register

Apps Personal Banking S... Personal Banking [...] ScotiaConnect TAXcess RBC Royal Bank Payworks Applicati... eICP | Adhesive Te... Other bookmarks

CUSTOMER REGISTRATION

Collision Shops must be registered and logged-in to receive discounts. Pricing tiers and taxes are based on province. Please double-check your email address and province for accuracy.

Supply items will be charged shipping costs based on weight. Express shipping options apply only to templates. Actual shipping times may vary and are not guaranteed. Shipping fees are not refundable. Thank you!

Click Canada to stay on the Canadian site

Select your province to get discount

Enter your PST number to not be charged PST

Postal Code is critical

ACCOUNT INFO

Country Canada United States

Company Roughrider Autobody

Collision Shop in Ontario, Manitoba, Saskatchewan, Alberta, B.C., Nunavut, Yukon or NW Territories.

Collision Shop in Quebec, Nova Scotia, New Brunswick, Newfoundland & P.E.I.

Non Collision Shop (Outside of Quebec) Non Collision Shop (Quebec & Maritimes)

PST Exemption # (Required) 345667

First Name Dan

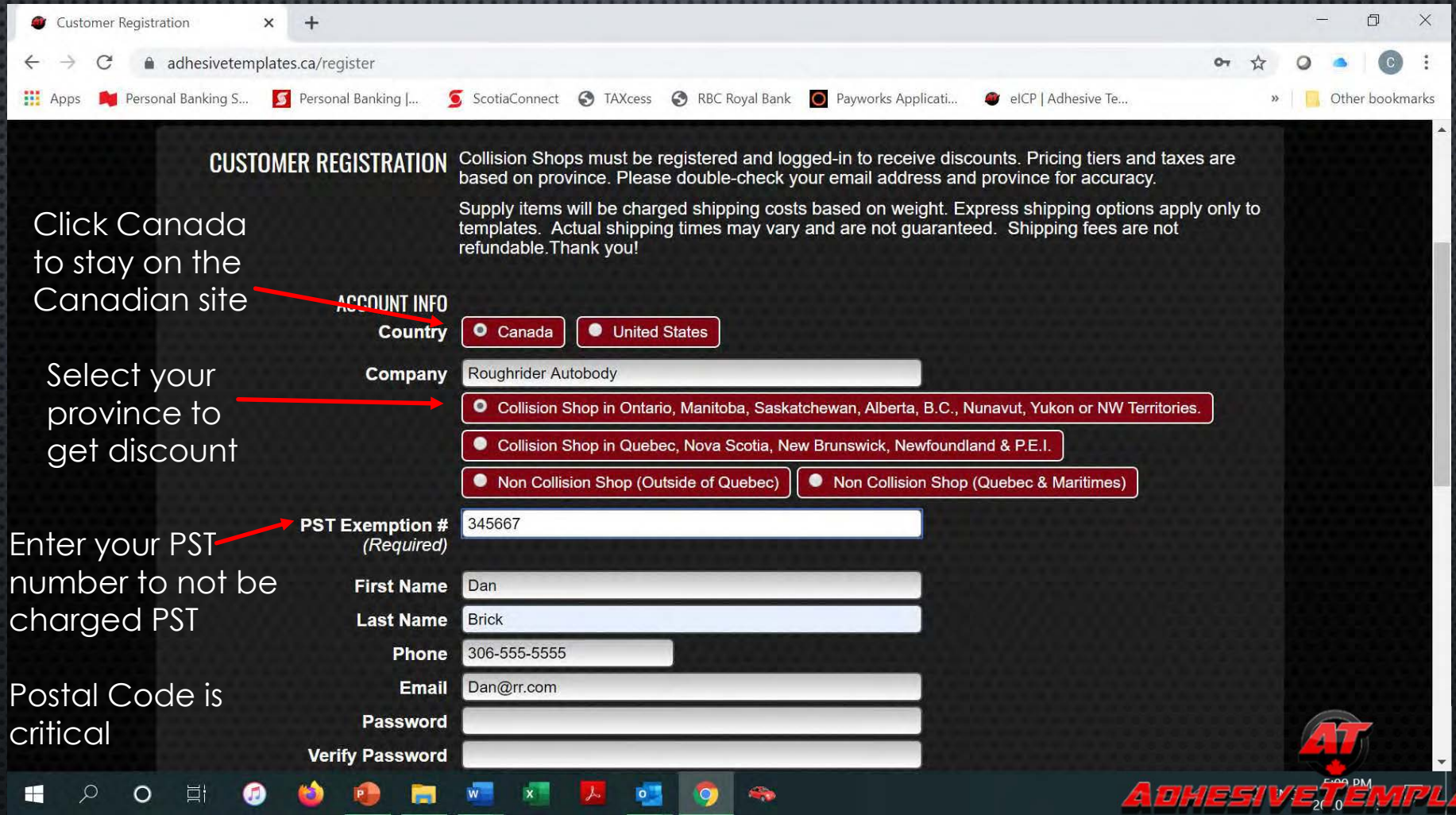
Last Name Brick

Phone 306-555-5555

Email Dan@rr.com


Password

Verify Password



Windows taskbar: Windows logo, Search, Task View, Music, Firefox, PowerPoint, File Explorer, Word, Excel, PDF Reader, Outlook, Chrome, Car icon

System tray: 5:09 PM, 2/10



ADHESIVETEMPLATES

LOGGING IN AFTER YOU HAVE REGISTERED

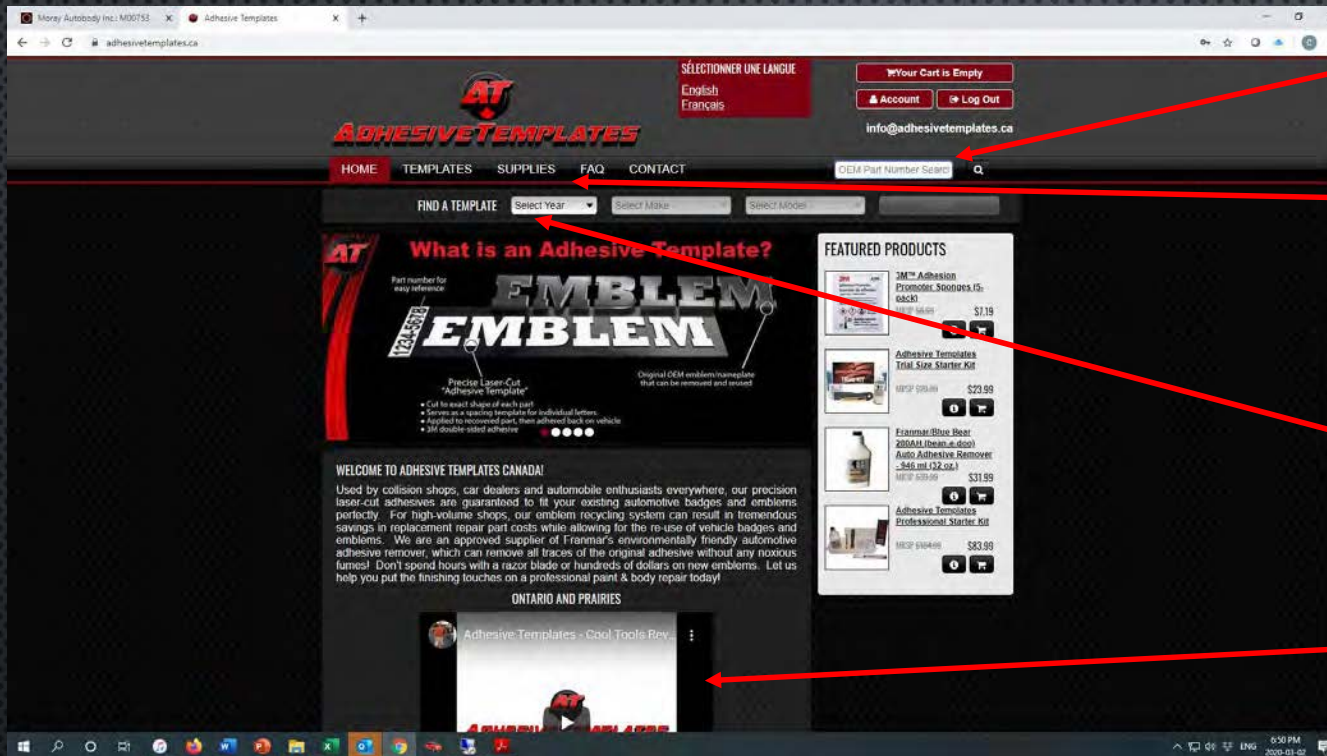
The screenshot shows a web browser window at adhesivetemplates.ca. The page features a dark theme with a navigation menu including HOME, TEMPLATES, SUPPLIES, FAQ, and CONTACT. A modal window titled "PLEASE LOG IN" is centered on the screen, containing the following fields and options:

- Email Address:** dan@rr.com
- Password:** [masked with dots]
- Log In** button
- [Forgot your username or password?](#)
- [Create an Account](#)

Text annotations on the right side of the image provide instructions: "Log in with your user ID and Password." and "If you forget your password or ID email us and we can reset it." A red arrow points from the "Log in with your user ID and Password." text to the email address input field in the login modal.

At the bottom right of the browser window, the Adhesive Templates logo is visible, featuring the letters "AT" in a stylized font.

SOME KEY FEATURES TO OUR SITE



Search by OEM Part number here (recommended)

Order supplies (soaking solvent etc.)

Search by Year, Make and model

“How to” Video



SELECTING TEMPLATES

Type in part number and hit search button

Short description of the template.

Green means ready to ship (Blue means extra time needed before shipping, Red means not recommended for re-taping)

Add to your cart

adhesivetemplates.ca/find-templates?partNumber=68149702AA

HOME TEMPLATES SUPPLIES FAQ CONTACT

68149702AA

FIND A TEMPLATE Select Year Select Make Select Model

TEMPLATES

Adhesive Templates are for the re-use of OEM emblems and nameplates. If a part is not listed, can't be added to the cart or if you would like a custom adhesive made, please email us at info@adhesivetemplates.ca for a solution!


For information on what an "Adhesive Template" is, please [click here](#). For instructions on how to use an "Adhesive Template," please [click here](#).

*Pricing does NOT include OEM Parts or trim nameplates, only the adhesive backing for your existing emblems is included.

Multiple p/n's may be listed for a given emblem fitment. This is due to different color options or detail text, but the emblem dimensions will be identical.

SEARCH RESULTS FOR PART NUMBER 68149702AA

showing 1 result

 [click to enlarge](#)

[68149702AA-AT Replacement Adhesive - "RAM 1500"](#)
Replacement Adhesive for re-use of OEM Part #: 68149702AA

fitment notes:

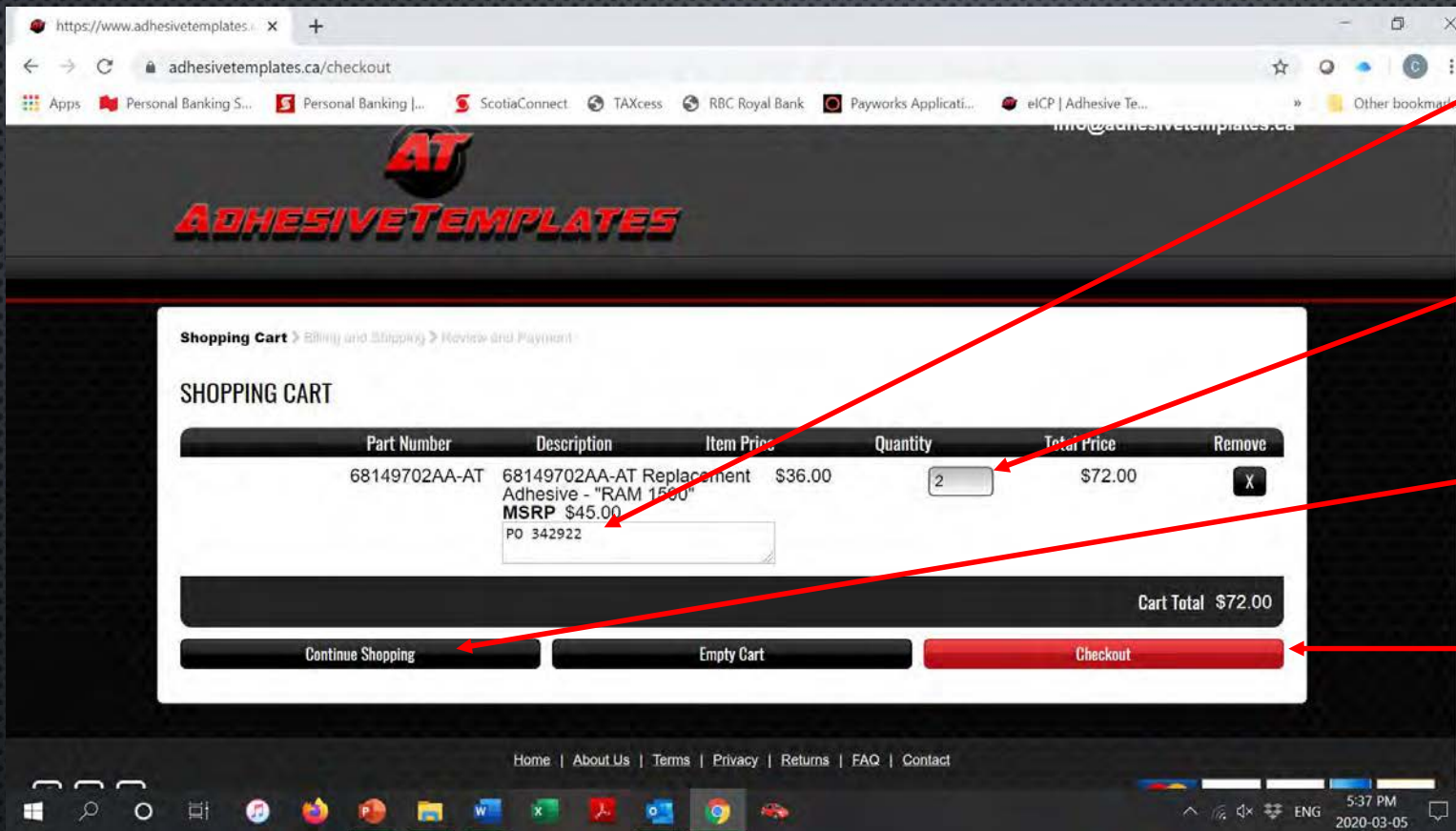
- "RAM 1500" emblem
- - SIDE Emblem

Ready to Ship

MSRP: \$46.00 Your Price: \$36.00

[Details](#) [Add](#)

SELECTING TEMPLATES



Enter your PO number for your reference. (click on update)

Change your quantity (click on update)

Continue shopping for more items.

Checkout and proceed to payment.

BILLING & SHIPPING INFO

https://www.adhesivetemplates.ca/checkout

adhesivetemplates.ca/checkout

Apps Personal Banking ScotiaConnect RBC Royal Bank Payworks Applicat... RezPower Manage... TAXcess e|CP | Adhesive Te... Polaris Supplier Inf... IA IA Welcome to New Fl... Cheap Airline Ticket... Other bookmarks

Set Billing Set Shipping

BILLING INFORMATION

First Name
Last Name
Attn: Dan Bernier
Company Name: Roughrider Autobody
Address Line 1: 700 Champion Street
Address Line 2
Country: Canada
Postal Code: S6V 8C8
City: Greentown
Province: Saskatchewan
Phone Number: 3065555555
Email Address: dan@rr.com
 Save as default billing address

SHIPPING INFORMATION

First Name
Last Name
Attn: Dan Bernier
Company Name: Roughrider Autobody
Address Line 1: 700 Champion Street
Address Line 2
Country: Canada
Postal Code: S6V 8C8
City: Greentown
Province: Saskatchewan
Phone Number: 3065555555
Email Address: dan@rr.com

Windows taskbar: 4:08 PM 2020-03-10

Ensure your billing info is correct.

Ensure your shipping info is correct.

Postal Codes are critical

Click on Edit if you need to make changes.

PAYMENT

Review your order

The screenshot shows a web browser window with the URL <https://www.adhesivetemplates.ca/checkout>. The page title is "SHIPPING AND PAYMENT".

CART ITEMS

Part Number	Description	Item Price	Quantity	Total Price
68149702AA-AT	Replacement Adhesive - "RAM 1500" MSRP \$45.00 PO 342992	\$36.00	2	\$72.00

CHOOSE PAYMENT TYPE

Payment options include MasterCard, VISA, American Express, DISCOVER, and PayPal. Fields for Credit Card Number, Expiration Date (Month and Year), and CVV are present. A "Place Order" button is at the bottom.

CHARGES

Cart Total \$72.00
Taxes \$3.60

Shipping

- Canada Post (4-8 days): Free
- Canada Post (4-8 days): Free
- Xpresspost (2-3 days): \$13.80
- Priority (1-2 days): \$27.90

BILLING INFORMATION and **SHIPPING INFORMATION** sections are partially visible at the bottom.

Enter Payment information (pay as you buy, no accounts)

Select Shipping method

Click "Place Order" when finished.



ADHESIVETEMPLATES

YOUR ORDER IS COMPLETE

https://www.adhesivetemplates.ca/site/?callHandle=successEICP

adhesivetemplates.ca/site/?callHandle=successEICP

Apps Personal Banking S... Personal Banking |... ScotiaConnect TAXcess RBC Royal Bank Payworks Applicati... eICP | Adhesive Te... Other bookmarks

info@adhesivetemplates.ca

AT
ADHESIVETEMPLATES

ORDER CONFIRMATION
THANK YOU FOR YOUR ORDER!

An order confirmation and payment receipt has been sent to your email address.
If you do not immediately see your order confirmation via email, please check your "Spam" or "Junk" mail folders.

Home | About Us | Terms | Privacy | Returns | FAQ | Contact

Copyright © 2020 Adhesive Templates


MasterCard VISA DISCOVER American Express PayPal

Windows taskbar: 6:04 PM, 2020-03-05, ENG

AT
ADHESIVETEMPLATES

HOW IT WORKS

TOOLS FOR THE JOB



Adhesive templates
Pro Starter Kit (orange
and bean based)

Fishing line, handy to
have

Your ATC order

Heat Gun

Eraser Wheel

HOW IT WORKS

REMOVING THE EXISTING TEMPLATES



ADHESIVE TEMPLATES


HOW IT WORKS

REMOVING THE EXISTING TEMPLATES



HOW IT WORKS

GLUE REMOVAL



HOW IT WORKS

RINSE AND ADHESION PROMOTOR



HOW IT WORKS

ATTACH TEMPLATE TO EMBLEM




HOW IT WORKS

ATTACH TO VEHICLE



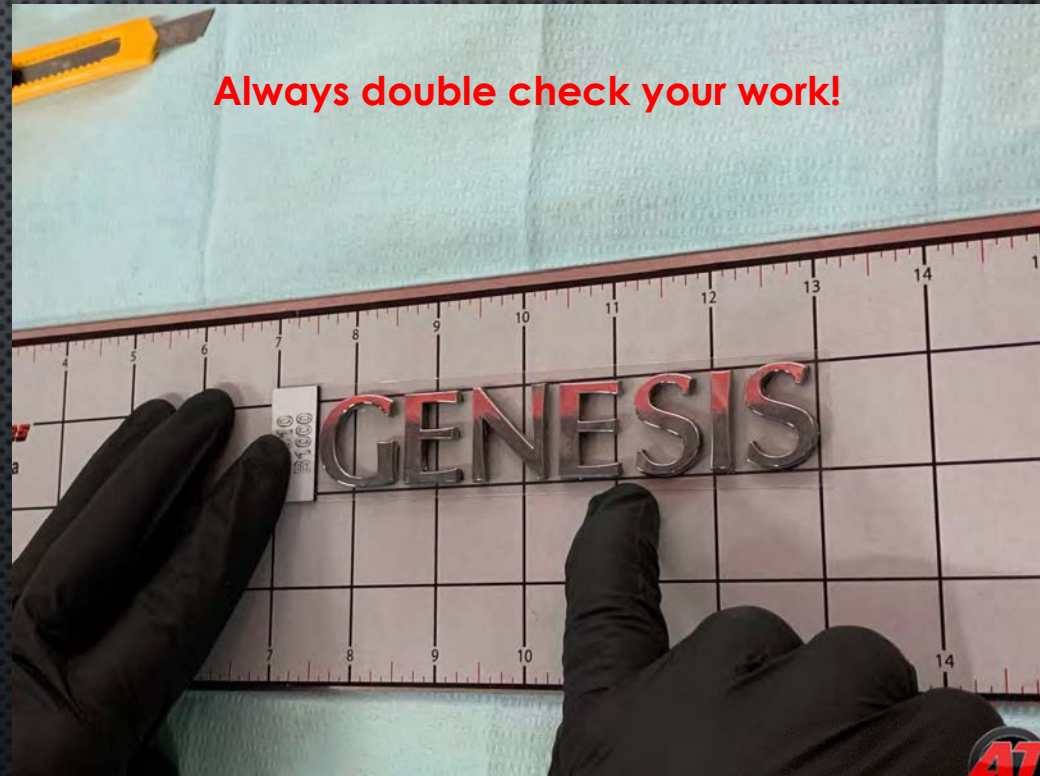
HOW IT WORKS

REATTACHING MULTI PIECE EMBLEMS



HOW IT WORKS


REATTACHING MULTI PIECE EMBLEMS



ADHESIVETEMPLATES

HOW IT WORKS

REATTACHING MULTI PIECE EMBLEMS



HOW IT WORKS

REATTACHING MULTI PIECE EMBLEMS



HOW IT WORKS

REATTACHING MULTI PIECE EMBLEMS





LESSONS LEARNED:

ASSIGN A JUNIOR TECH OR DETAILER TO PREPARE NAMEPLATES

SOAK AS LONG AS POSSIBLE, OLD ADHESIVE COMES OFF EASIER

BE CAREFUL OF NAMEPLATES THAT HAVE COLOR (I.E. "CMAX")

CHANGE GLOVES AFTER YOU APPLY ADHESION PROMOTER

PRACTICE MAKES PERFECT



THANK YOU